




16 GAUGE STAINLESS STEEL

THREE STATION WALL MOUNTED SINK WITH TUBULAR SUPPORTS MANUAL OPERATED



Item #: _____ Qty #: _____

Model #: _____

Project #: _____



FEATURES:

8 1/2" high backsplash.

8" sink bowl depth.

Two stainless steel "Z" brackets supplied each unit.

One **K-6** 3 1/2" rear basket drain.

Two tubular stainless steel support brackets that allow full clearance underneath.

Manual Operated: Six holes, 8" O.C. provided.
Faucet not included.

CONSTRUCTION:

All TIG welded.

Welded areas blended to match adjacent surfaces and to a satin finish.

Die formed tubular wall brackets.

MATERIAL:

All 16 gauge type "304" stainless steel.

1 5/8" tubular "304" stainless steel wall brackets.

Stainless steel gussets.

MECHANICAL:

Faucet holes 8" on center.

Model #	Length	# of Faucets Sink Accommodates	# of Wall Supports	Wt. Lbs.	Cu. Ft.
FC-WM-60	60"	3 (Faucets Not Included)	2	84 Lbs.	22

[Click Here For Install Guide](#)



MULTI-STATION ACCESSORIES & REPLACEMENT PARTS

Model	Description	QTY:
K-6	3 1/2" Drain (1 1/2" I.P.S.)	_____
K-13	Stainless Steel Soap Dispenser (Wall Mount Only)	_____
K-101	8" Swing Spout Splash Mt. Faucet	_____
K-159	Splash Mounted 3-1/2" Gooseneck Faucet (8" O.C.)	_____
K-160	Splash Mounted 6" Swivel Spout Faucet (8" O.C.)	_____
K-411	Strainer Plate for 3-1/2" Drain	_____
K-1118	Extra H.D. 8" Splash Mounted Faucet	_____
K-316-LU	Wrist Handles	_____
K-472	Faucet Hole Revision (Manual Faucet Operated Sinks Only)	_____
K-508	Special Sizing Charge (Larger Size Cut Down To Smaller Size)	_____
TA-19	Adjustable Stainless Steel Flanged Bullet Foot	_____



K-159



K-160



K-13

FLOOR STANDING LEGS MODIFICATION

Converts Wall Mounted FS-WM SERIES Sink To A Free Standing Floor Unit.

- Stainless Steel Legs with Flanged Feet
- Sides and Rear Cross Bracing

Model #	Fits Sink Length	QTY:
FS-CB-60	60"	_____



= Ships UPS

Standard Faucets conform to NSF 61 Standard 9 and compliance to AB 1953 Standards.



Customer Service Available To Assist You **1-800-645-3166** 8:30 am - 8:00 pm E.S.T.

For Orders & Customer Service:

Email: customer@advancetabco.com or Fax: 631-242-6900

For Smart Fabrication™ Quotes:

Email: smartfab@advancetabco.com or Fax: 631-586-2933

REF-JJ

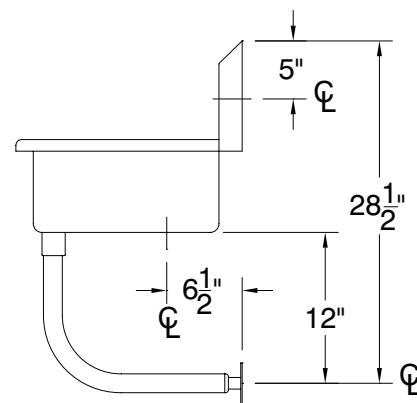
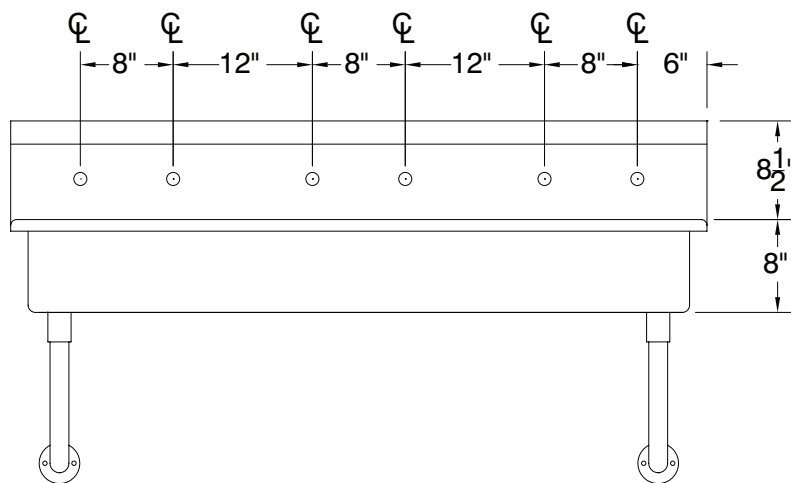
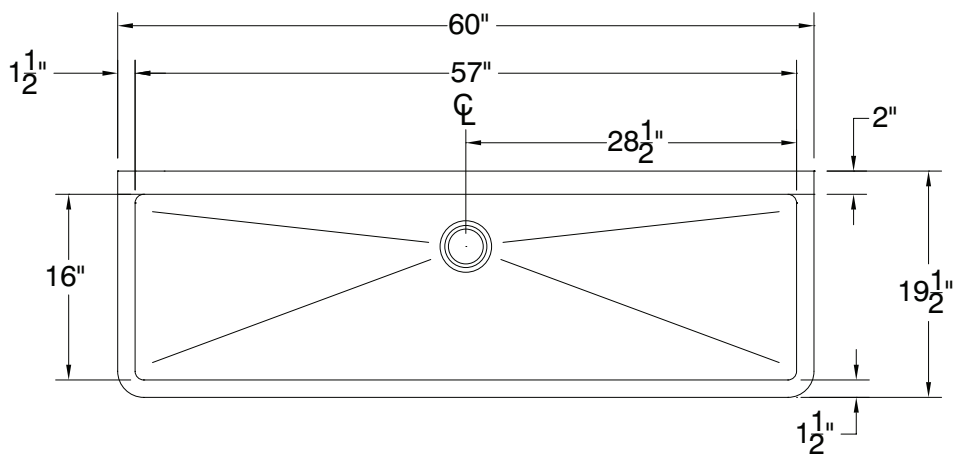
DETAILS and SPECIFICATIONS

TOL $\pm .500''$

FITTINGS SUPPLIED AS SHOWN

ALL DIMENSIONS ARE TYPICAL

FC-WM-60



84 Lbs.

