



STAINLESS STEEL

FABRICATED DROP-IN SINKS

ONE COMPARTMENT WITH SIDE SPLASHES



DI-1-5SP-EC



DI-1-10SP-EC

Item #: _____ Qty #: _____
Model #: _____
Project #: _____

DIMENSIONS and SPECIFICATIONS

TOL $\pm .125"$

ALL DIMENSIONS ARE TYPICAL

MODEL#	COMP	OVERALL L x W	BOWL SIZE L x W x D	DEPTH
DI-1-5SP-EC	1	12" x 18 1/2"	10" x 14" x 5"	5"
DI-1-10SP-EC	1	12" x 18 1/2"	10" x 14" x 10"	10"

Length is Left to Right. Width is Front to Back

FEATURES:

Fabricated stainless steel bowl.
6" tapered side splashes.
Mounting Brackets provided accommodates thicknesses up to 1" of counter.
Deck mounted, 4" O.C. Gooseneck Faucet
3 1/2" Stainless Steel Drain with Basket

MATERIALS:

Stainless Steel Type 304, 16 Gauge.
Stainless Steel 3-1/2" Basket Drain.
Faucet is brass-nickel plated.

DESIGN:

Unit punched with 1" dia. faucet holes.

MECHANICAL:

Faucet supply is 1/2" IPS male thread.
Deck mounted faucet is furnished with Aerator.

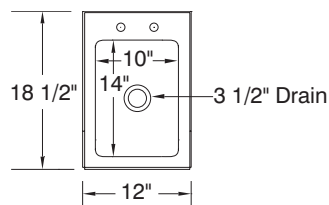


MOUNTING BRACKETS INCLUDED

Includes 4 brackets with nuts.

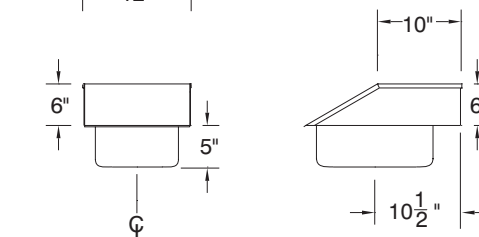


DI-1-5SP-EC

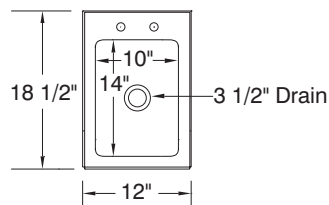


Cut-Out Size
16 3/4" x 10 1/2"
1" radius corners

16 lbs.

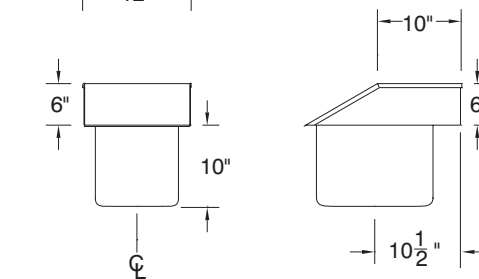


DI-1-10SP-EC



Cut-Out Size
16 3/4" x 10 1/2"
1" radius corners

18 lbs.



WARNING: Faucets on this page may expose you to chemicals, including lead, that are known to the State of California to cause cancer or birth defects or other reproductive harm. For more Info., visit www.p65warnings.ca.gov.



Customer Service Available To Assist You 1-800-645-3166 8:30 am - 8:00 pm E.S.T.

For Orders & Customer Service:

Email: customer@advancetabco.com or Fax: 631-242-6900

For Smart Fabrication™ Quotes:

Email: smartfab@advancetabco.com or Fax: 631-586-2933