




BEVERAGE-AIR

Project: _____	AIA# _____
Item: _____	
Location: _____	SIS# _____
Approved: _____	

HRS HORIZON TOP MOUNT REACH-IN

HRS1HC Half-Glass Door Reach-In Refrigerators
Hydrocarbon Series

MODELS:
HRS1HC-1-HG



HRS1HC-1HG

3 Year Parts/Labor Warranty
Additional 2 Year Compressor Warranty

CABINET CONSTRUCTION

- Exterior is stainless steel front and gray painted sides
- Interior is stainless steel
- Full electronic control
- One piece grille
- LED interior light
- Self-closing doors with 120° stay-open feature, on cam-lift hinges
- Field reversible doors are easily removed for service and cleaning
- Magnetic gasket attached to each door for positive seal
- Anti-microbial door handles
- Three (3) heavy duty epoxy coated wire shelves
- 6" Heavy-duty casters, two (2) with brakes
- Maintains product temperatures between 36 - 38°F

OPTIONS & ACCESSORIES

- ☐ Tray slide pair, 1 tray slide set for (1) 18" x 26" or (2) 14" x 18" pans (A)
- ☐ Stainless steel universal tray slide pair, 1 tray slide set for (1) 18" x 26" or (2) 14" x 18" pans (AC)
- ☐ Epoxy coated wire rod tray slide (Kit #4)
- ☐ Door locks
- ☐ Epoxy shelves
- ☐ Shelf clips
- ☐ Stainless steel breaker
- ☐ 6" Legs
- ☐ 3" Casters
- ☐ Remote option

FINISH OPTIONS

- **HR Standard**
(S/S Front, Continuous Coil Coated Sides, Aluminum Interior)
- **HRP**
(S/S Front, S/S Sides, Aluminum Interior)
- **HRS**
(S/S Front, Continuous Coil Coated Sides, S/S Interior)
- **HRPS**
(Complete S/S Exterior & Interior)

REFRIGERATION SYSTEM

- Refrigeration system uses R290 refrigerant to comply with all environmental concerns
- Automatic, non-electric defrost
- Epoxy coated evaporator coil

HRS1HC Top Mount Reach-In: Horizon Series



3779 Champion Blvd., Winston-Salem, NC 27105
1-888-845-9800 Fax: 1-336-245-6453
Beverage-Air.com sales@bevair.com



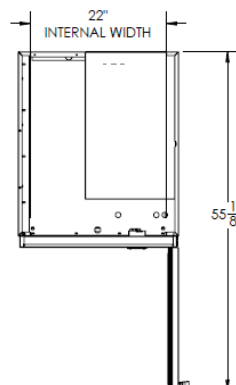
BEVERAGE-AIR

MODEL	HRS1HC-1-HG
EXTERNAL DIMENSIONAL DATA	
Width Overall	26"
Depth Overall with Handle	33 5/8"
Height Overall with 6" Casters	84 1/2"
Number of Doors	2
Depth with Door Open 90 °	55 1/8"
Door Opening (in)	22" x 30" (2)
INTERNAL DIMENSIONAL DATA	
NET Capacity (cubic ft.)	22.28
Internal Width Overall (in)	22"
Internal Depth Overall (in)	26"
Internal Height Overall (in)	62"
Number of Shelves	3
ELECTRICAL DATA	
Full Load Amperes 115/60/1	2.7
REFRIGERATION DATA	
Horsepower	1/4
Capacity (BTU/Hr)*	1702
WEIGHT DATA	
Gross Weight	429 lbs
Height - Crated	87 1/2"
Width - Crated	29"
Depth - Crated	35"

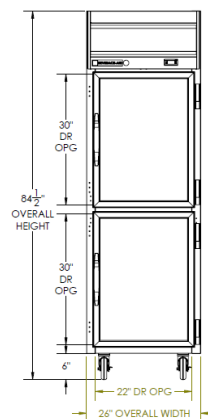
Top Mount Reach-In Refrigerator

Model: HRS1HC-1-HG

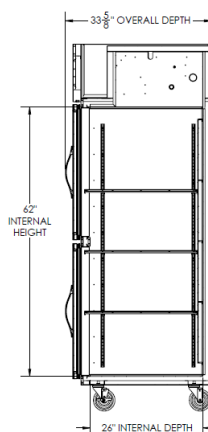
Model Views



Plan View



Elevation View



Side View

ELECTRICAL CONNECTION



115/60/1
NEMA-5-15P

Units pre-wired at
factory and include 8'
long cord and plug set.



an Ali Group Company



The Spirit of Excellence

3779 Champion Blvd., Winston-Salem, NC 27105
1-888-845-9800 Fax: 1-336-245-6453
Beverage-Air.com sales@bevair.com