

WORKTOP REFRIGERATOR

Model: SW32-BS-FB

**32" Worktop Refrigerator
with Solid Door and 5 1/2" Backsplash
Front Breathing**

Stainless steel front, top, and end panels, aluminum back and interior.

Designed to maintain NSF-7 temperatures in 100°F ambient.



Options and Accessories

(upcharge and lead times may apply)

Stainless steel interior	Drawers in lieu of door (-D model)
Stainless steel back	Glass door (-GD model)
Overshelves (single or double)	Expansion valve system
Add'l epoxy-coated steel shelves	Door lock
Stainless steel shelves	Special electrical requirements (consult factory)
Automatic electric condensate evaporator	

Consult factory for other model configurations, options and accessories.

Continental
Refrigerator

Toll-Free: 800-523-7138
Phone: 215-244-1400
Fax: 215-244-9579

539 Dunksferry Road
Bensalem, PA 19020
www.continentalrefrigerator.com

Project Name:

Model Specified:

Location:

Item No:

Quantity:

AIA #:

SIS #:

Standard Model Features

REFRIGERATION SYSTEM

- Performance-rated refrigeration system
- Environmentally-safe R-134a refrigerant
- Automatic, energy saving, non-electric condensate evaporator
- Non-corrosive, plasticized fin evaporator coil
- Easily serviceable, back mounted compressor

CABINET ARCHITECTURE

- 2" non-CFC polyurethane foam insulation
- Spring loaded, self closing door
- Magnetic snap-in door gasket
- Heavy-duty, epoxy-coated steel shelf
- Completely enclosed, vented and removable case back
- 3 3/4" casters

MODEL FEATURES

- Electronic controller w/ digital display & hi-low alarm
- Field rehingeable door

Front breathers are a unique, field assembled, bottom mounted ventilation system designed to allow cabinets to be flush against a wall or built into a counter to conserve space.

APPROVAL:

Model Specifications

DIMENSIONAL DATA

Net Capacity (cu. ft.)	9.0 (253 cu l)
Width, Overall (in.)	32 (813 mm)
Depth, Overall (in.) (incl. handle & bumpers)	31 9/16 (802 mm)
Depth, Body Only (in.) (less door)	27 1/2 (699 mm)
Height, Overall (in.) (incl. 3 3/4" casters)	39 1/2 (1003 mm)
Shelf Area (sq. ft.)	3.9 (.4 sq m)
No. of Shelves	1
No. of Doors	1
Interior Depth (in.)	See Drawing
Interior Height (in.)	26 1/4 (667 mm)
Interior Width (in.)	28 (711 mm)

REFRIGERANT DATA

Condensing Unit Size (H.P.)	1/5
Capacity (BTU/Hr)*	1620


ELECTRICAL DATA

Voltage (int'l)	115/60/1 (220/50/1)
Fans	2
Total Amps (int'l)	6.3 (3.7)
10 ft. Cord/Plug [attached] (int'l)	Yes (No)

SHIPPING DATA

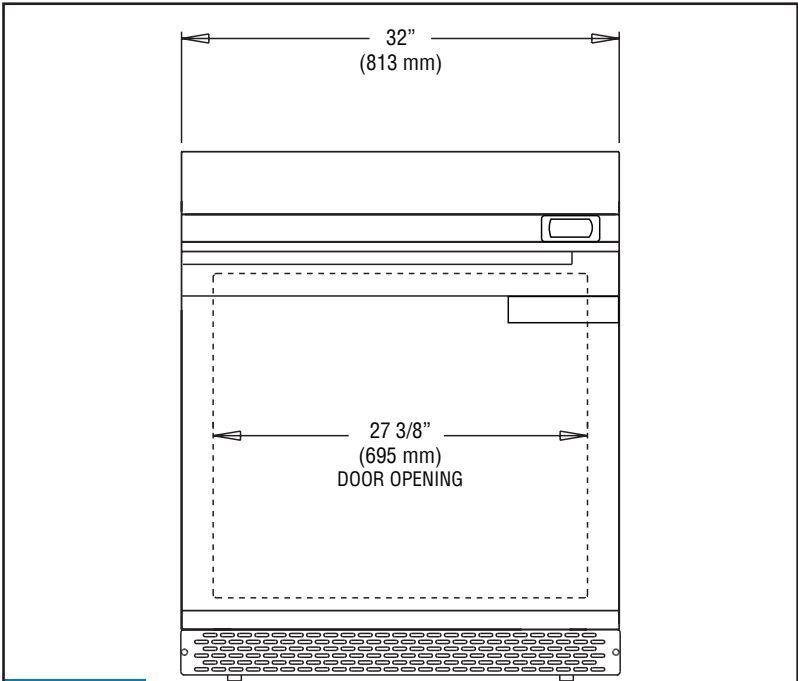
Weight (lbs.)	221 (100 kg)
Height - Crated (in.)	47 1/2 (1207 mm)
Width - Crated (in.)	40 (1016 mm)
Depth - Crated (in.)	37 1/4 (946 mm)

* Rating @ +25°F evaporator, 90°F ambient
Figures in parentheses reflect metric equivalents rounded to the nearest whole unit.

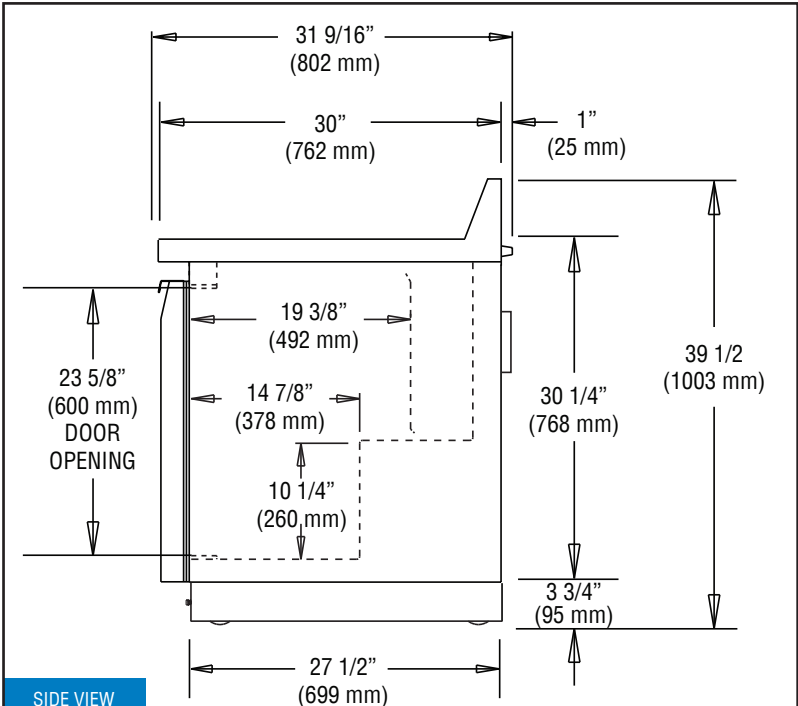


Equipped with one NEMA-5-15P Plug
(varies by country)

Model Plan Views



FRONT VIEW



SIDE VIEW

Continental®
Refrigerator

Toll-Free: 800-523-7138
Phone: 215-244-1400
Fax: 215-244-9579




539 Dunksferry Road
Bensalem, PA 19020

Continental®
Refrigerator

Toll-Free: 800-523-7138
Phone: 215-244-1400
Fax: 215-244-9579

539 Dunksferry Road
Bensalem, PA 19020
www.continentalrefrigerator.com

Due to our continued efforts in developing innovative products, specifications subject to change without notice.



Intertek **MADE IN THE U.S.A.**

© Copyright 2018. Continental Refrigerator.
A Division of National Refrigeration & Air Conditioning Products, Inc.

SW32-BS-FB (5/8/18)