


# TWO FLAVOR POWDERED BEVERAGE DISPENSERS

Project                      Date                      Model **GB2CP, 2K-GB-LD**                      Item#                      Quantity



model GB2CP



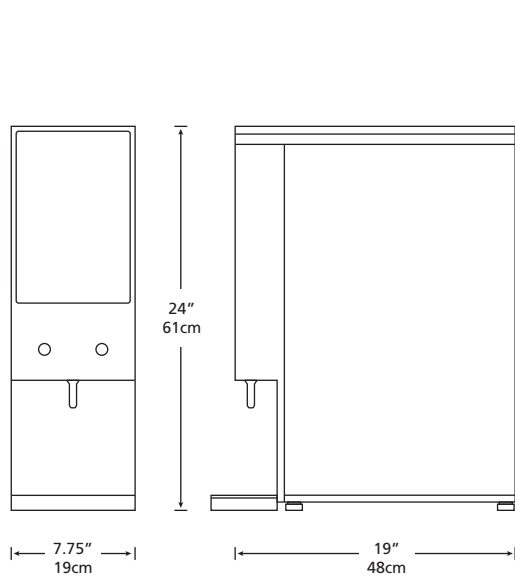
model 2K-GB-LD

## Features

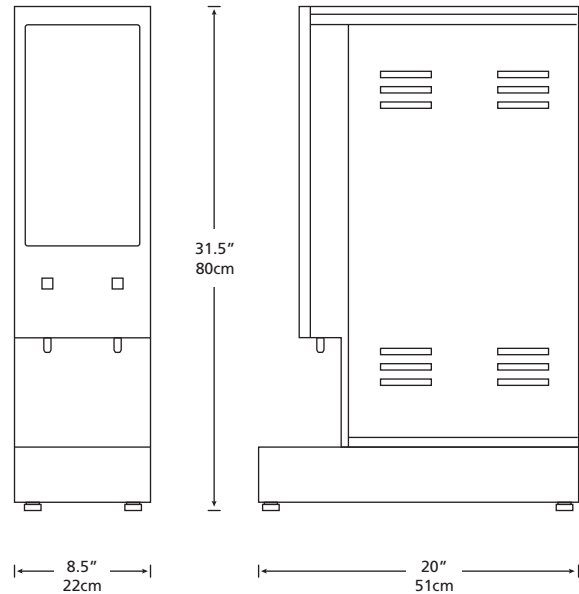
- Fast Flow dispenses beverages 30% faster, reducing wear and tear on major dispenser components.
- Direct drive auger system ensures perfect hopper alignment and "silent running."
- Vacuum Steam Removal System ensures the powdered mix remains dry, to eliminate clogging, caking, and bridging.
- Moisture and powder collection tray prevents excess moisture and product powder from reaching the vacuum motor.
- Power whip carefully whips the product into a delicious, creamy drink.
- Self cleaning rinse system is touch-button easy and rinses the entire whipper chamber with hot water at the end of each cycle.
- Small footprint machines that produce a big taste.

# Models & Dimensions

## Two Flavor Powdered Beverage Dispensers



model GB2CP



model 2K-GB-LD

## Specifications

Model	Description	Door Lighting	Door Connection	Tank Capacity	Electrical	Product Dimensions (H x W X D)	Ship Weight
<b>GB2CP</b> (08003SL)	Black, medium volume dispenser. (2) hoppers with 4 lbs. (1.8 kg) capacity each.	Non-Lit Door	Right-Side Hinge	1.4 gallon (5.3 L)	120V / 1.8kW 15A / 1 Ph	24" x 7.75" x 19" (61 cm x 19 cm x 48 cm)	32 lbs. (14.5 kg)
<b>2K-GB-LD</b> (080022L)	Black, low to medium volume dispenser. (2) hoppers with 4 lbs. (1.8 kg) capacity each.	Lit Door	Vertical Lift Door	2 gallon (7.6 L)	120V / 1.8kW 15A / 1 Ph	31.5" x 8.5" x 20" (80 cm x 22 cm x 51 cm)	60 lbs. (27.2 kg)

**Plumbing:** 0.25" (0.64 cm) water line required.

**Electrical:** NEMA 5-15P line cord included.

