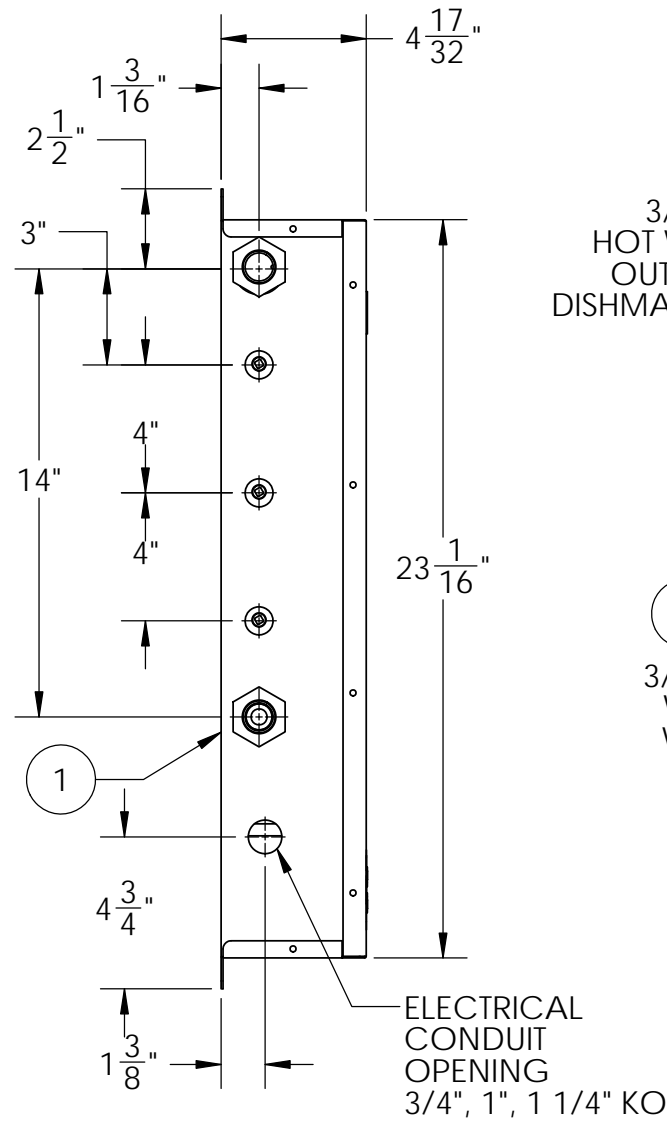


DETAIL A  
SCALE 1 : 2



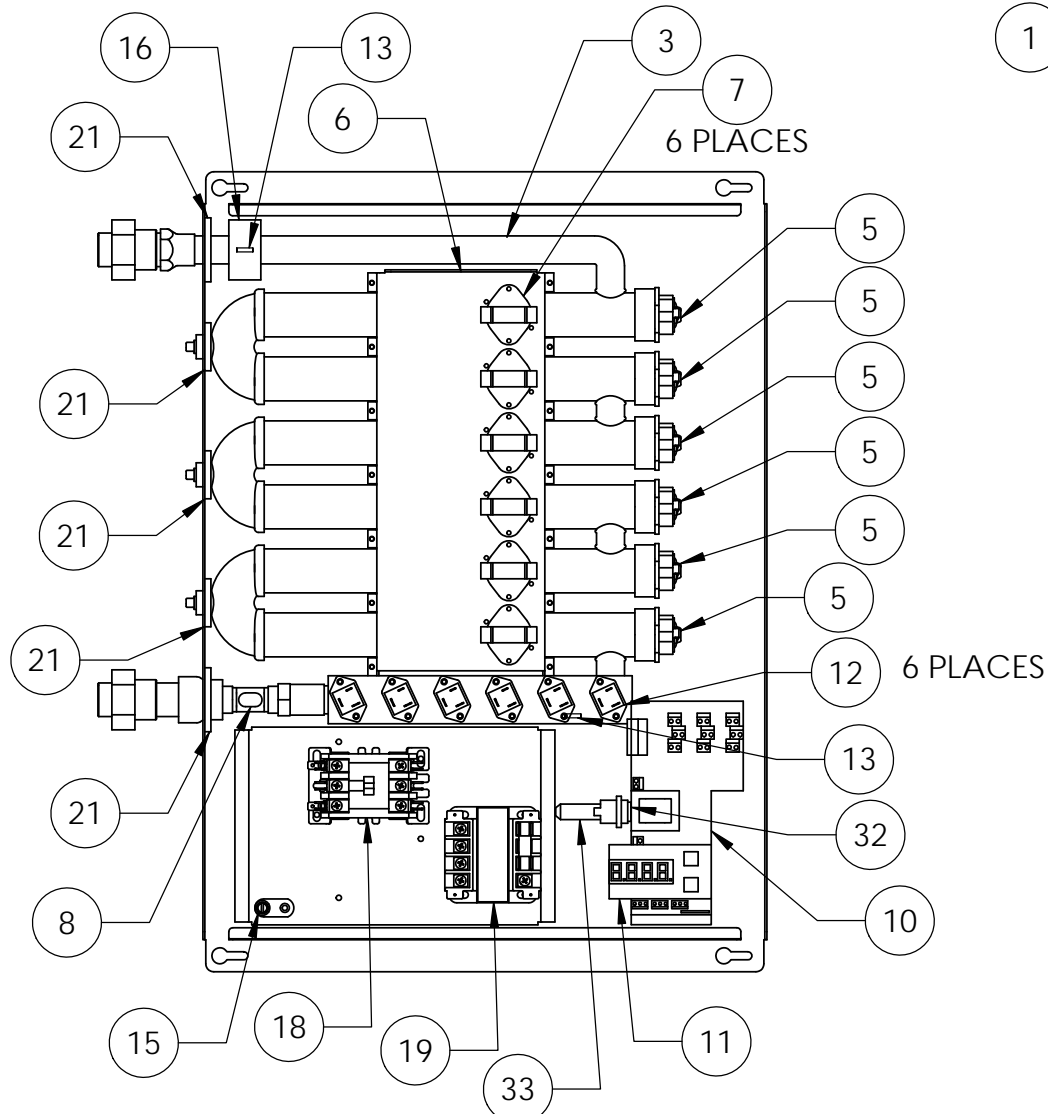
3/4" CTS  
HOT WATER  
OUTLET TO  
DISHMACHINE

3/4" CTS  
WARM  
WATER  
INLET

NAMEPLATE

LED DISPLAY

12" MIN. FOR  
ELEMENT  
WITHDRAWL



24

20

20

20

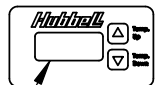
24

20

31

23

2



22

15 3/4"

1 3/8"

24"

25"

Hubbell

Stratford, CT 06615  
(203) 378-2659

The Electric Heater Company

DATE	NAME
01/19/11	PRD
01/19/11	SW
01/19/11	PRD
01/19/11	WEN III

Customer:  
Description:  
TANKLESS ELECTRIC BOOSTER HEATER,  
42 kW @ 480 V, 3Ph

**PROPRIETARY AND CONFIDENTIAL**  
THE INFORMATION CONTAINED IN THIS  
DRAWING IS THE SOLE PROPERTY OF  
THE ELECTRIC HEATER COMPANY. ANY  
REPRODUCTION IN PART OR AS A WHOLE  
WITHOUT THE WRITTEN PERMISSION OF  
THE ELECTRIC HEATER COMPANY IS  
PROHIBITED.

DIMENSIONS ARE IN INCHES  
TOLERANCES:  
(UNLESS OTHERWISE SPECIFIED)  
FRACTIONAL ± 1/4  
ANGULAR: MACH ± 1/2° BEND ± 1°  
TWO PLACE DECIMAL ± 0.01  
THREE PLACE DECIMAL ± 0.005

SIZE	DWG. NO.	REV
<b>B</b>	JTX042-6T4	
SCALE: 1:1	FSCM: 19857	SHEET 1 OF 2

ZONE	REV.	DESCRIPTION	DATE	APPROVED
REVISIONS				

ITEM NO.	QTY.	PART NO. / DWG. NO.	MATERIAL	DESCRIPTION
1	1	D-1111	STAINLESS STEEL	BACK CASING ASSEMBLY
2	1	D-1110	STAINLESS STEEL	FRONT COVER
3	1	JTK6-FM	COPPER / BRASS	HEATER TUBE ASSEMBLY
4	--	--	--	--
5	6	N1315-7000T4	INCOLOY / BRASS	HEATING ELEMENT, 7000W @ 480V
6	1	D-1114	ALUMINUM	TOP HEATER TUBE SUPPORT
7	6	L93	VARIOUS	HI-LIMIT SWITCH, AUTO RESET (SET TO 200°F)
8	1	TK FLOW BR	BRASS	FLOW METER, 0.2-8 GPM
9	--	--	--	--
10	1	TK2250	VARIOUS	ELECTRONIC TEMPERATURE CONTROLLER
11	1	TKD2000	VARIOUS	LED DISPLAY
12	6	TG40E80	VARIOUS	TRIAC
13	2	USP9509	VARIOUS	THERMISTOR
14	AS REQ'D		COPPER	WIRE: POWER: #10 AWG, CONTROL: #18 AWG, THHN (90°C)
15	1	KA-4C	COPPER	GROUND LUG
16	1		POLYURETHANE	THERMISTOR INSULATION
17	--	--	--	--
18	1	C25DNF350B	VARIOUS	MAGNETIC CONTACTOR, 208/240 VAC COIL, 65A RESISTIVE
19	1	B050-3299-3	VARIOUS	TRANSFORMER, 480/440 VAC TO 208 VAC
20	3	PLUGBR 1/8	BRASS	DRAIN PLUG, 1/8" NPT
21	5		RUBBER	INLET / OUTLET / DRAIN CASING GASKETS
22	1	TANKLESS OVERLAY	LEXAN	DISPLAY OVERLAY
23	1	COUPBELL 1/2" TO 3/4"	BRASS	INLET BELL COUPLING, 1/2" x 3/4"
24	1	DIELECTRIC UNION	VARIOUS	DIELECTRIC UNION, 3/4" FNPT x 3/4" CTS
25	--	--	--	--
26	1		STAINLESS STEEL	INLET SCREEN (NOT SHOWN)
27				
28				
29	1		VARIOUS	LEAK DETECTION WIRE
30	AS REQ'D		RUBBER	GASKET MATERIAL (NOT SHOWN)
31	1	NIPPBR 3/4 X 1.5	BRASS	NIPPLE 3/4" x 1 1/2" LONG
32	1	LGR-3	VARIOUS	CONTROL CIRCUIT FUSE, 3A
33	1	LHR000	VARIOUS	FUSE HOLDER

- GENERAL NOTES:
- HEATING CHAMBER IS RATED FOR 150 PSI WATER PRESSURE (MAX.)
  - UNIT IS UL, cUL, AND UL EPH LISTED.
  - JTX FLOW RATE: 0.2 GPM MIN., 8 GPM MAX.
  - APPROXIMATE WEIGHT IS 18 POUNDS.
  - HEATERS ARE FULLY MODULATING FROM 0 TO 100%.
  - UNIT IS DESIGNED FOR 50/60 Hz.

INSTALLATION PARAMETERS	
VOLTS	480 V
POWER	42 kW
AMP	50.5 A
BREAKER SIZE(MIN)	60 A
FEED WIRE SIZE(MIN)	#6 AWG
CONDUIT SIZE(MIN)	3/4"
WIRING DIAGRAM	9

- INSTALLATION NOTES:
- TANKLESS WATER HEATERS ARE CONSIDERED A NON-CONTINUOUS LOAD.
  - IF MULTIPLE FEED INSTALLATION IS USED, IT IS ACCEPTABLE TO INSTALL UP TO TWO CONDUCTORS IN ONE LINE SIDE PORT. ADDITIONALLY, WHEN A POWER DISTRIBUTION BLOCK IS SUPPLIED, ADDITIONAL CONDUCTORS MAY BE INSTALLED IN AN OPEN LOAD SIDE PORT OF THE POWER DISTRIBUTION BLOCK.
  - WIRING SIZING LISTED IS FOR 75°C THHN. 60°C OR 90°C WIRE MAY BE USED. REFER TO NEC TABLE 310.16 FOR SIZING.
  - CONDUCTORS SHOULD BE SIZED TO MAINTAIN A VOLTAGE DROP OF LESS THAN 3% UNDER LOAD.

ZONE	REV.	DESCRIPTION	DATE	APPROVED
REVISIONS				

	DATE	NAME	 <b>The Electric Heater Company</b> Stratford, CT 06615 (203) 378-2659
DRAWN	11/17/10	PRD	
CHECKED	11/22/10	SW	
ENG APPR.	11/22/10	PRD	
MFG APPR.	11/22/10	WEN III	

Customer:		
Description: TANKLESS ELECTRIC BOOSTER HEATER, 42 kW @ 480 V, 3Ph		
SIZE <b>B</b>	DWG. NO. JTX042-6T4	REV
SCALE: 1:1	FSCM: 19857	SHEET 2 OF 2

**PROPRIETARY AND CONFIDENTIAL**  
 THE INFORMATION CONTAINED IN THIS DRAWING IS THE SOLE PROPERTY OF THE ELECTRIC HEATER COMPANY. ANY REPRODUCTION IN PART OR AS A WHOLE WITHOUT THE WRITTEN PERMISSION OF THE ELECTRIC HEATER COMPANY IS PROHIBITED.

DIMENSIONS ARE IN INCHES  
 TOLERANCES:  
 (UNLESS OTHERWISE SPECIFIED)  
 FRACTIONAL ±¼  
 ANGULAR: MACH ±½° BEND ±1°  
 TWO PLACE DECIMAL ±0.01  
 THREE PLACE DECIMAL ±0.005

D

D

C

C

B

B

A

A