



**John
BOOS**
Since 1887

ITEM #: _____ QTY: _____
MODEL #: _____
PROJECT NAME: _____

010719

3601 S. Banker St. Effingham, IL 62401 • P.O. BOX 609 • Ph: (888) 431-2667 • Fax: (800) 433-2667

"4CB4R10" MODULAR BASE BEVERAGE TABLES - 14GA TOP

OPEN BASE STYLE - 10" BACKSPLASH

FEATURES:

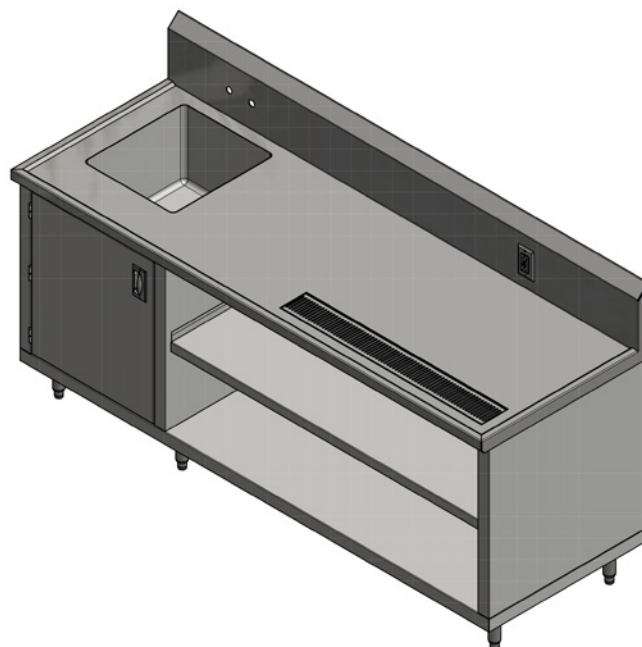
- ENCLOSED BASE WORK TABLES - **OPEN BASE STYLE WITH ONE HINGED DOOR**
- **10" BACKSPLASH TOP WITH TURNDOWN**
- 1-1/2" STALLION EDGE ON FRONT AND 90 DEGREE BEND DOWN SIDE EDGE FOR TABLE LINE-UP
- NON DRIP MARINE COUNTERTOP EDGE
- 18" X 18" X 12" SINK WITH 4" O/C SPLASH MOUNT FAUCET HOLES
- INCLUDES URN TROUGH AND LOUVERED GRATE WITH DRAIN AND RACK SLIDES
- 1-PH DUPLEX OUTLET
- TOP IS SOUND DEADENED REINFORCED WITH 2"X3" CHANNEL RUNNING ENTIRE LENGTH OF TOP
- STAINLESS STEEL LEG WITH ADJUSTABLE FEET
- 36" WORKING HEIGHT
- SHIPPED STANDARD WELDED SET-UP

CONSTRUCTION:

- TOP: STAINLESS STEEL CABINET TOPS TIG WELDED, EXPOSED WELDS ARE POLISHED TO MATCH ADJACENT SURFACE #4 POLISHED, SATIN FINISH
- REMOVABLE STAINLESS STEEL LEGS
- HINGED DOOR IS CONSTRUCTED AS A DOUBLE PANEL DOOR

MATERIAL:

- TOP: 14GA TYPE 300 STAINLESS STEEL WITH #4 POLISH, SATIN FINISH
- BODY: 18GA TYPE 430 STAINLESS STEEL
- LEGS: STAINLESS STEEL WITH ADJUSTABLE FEET



30" WIDE (SINK ON LEFT SIDE)

MODEL	QTY
4CB4R10-3048-L	
4CB4R10-3060-L	
4CB4R10-3072-L	
4CB4R10-3084-L	
4CB4R10-3096-L	
4CB4R10-30108-L	
4CB4R10-30120-L	
4CB4R10-30132-L	
4CB4R10-30144-L	

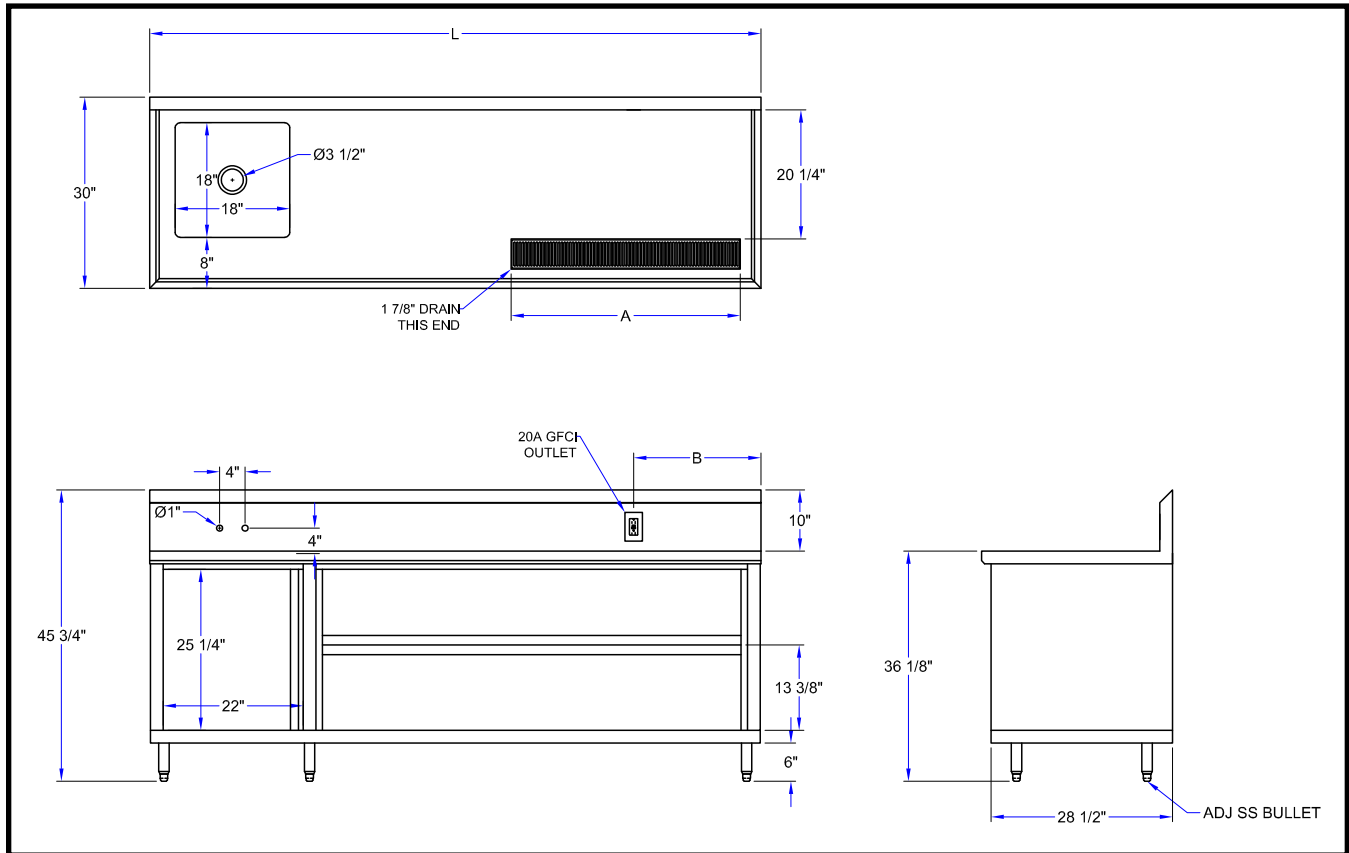
30" WIDE (SINK ON RIGHT SIDE)

MODEL	QTY
4CB4R10-3048-R	
4CB4R10-3060-R	
4CB4R10-3072-R	
4CB4R10-3084-R	
4CB4R10-3096-R	
4CB4R10-30108-R	
4CB4R10-30120-R	
4CB4R10-30132-R	
4CB4R10-30144-R	



STALLION EDGE

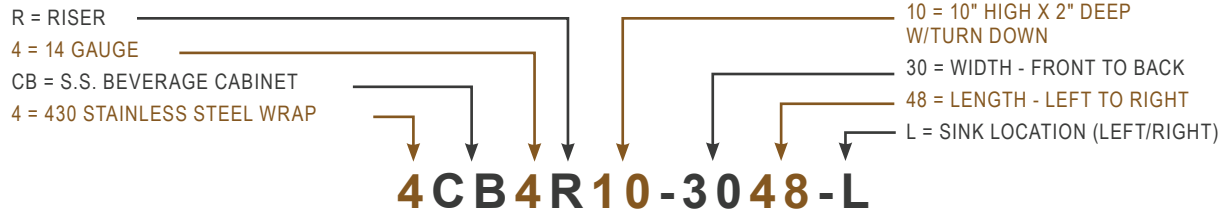
DETAILED SPECIFICATIONS



30" WIDE ENCLOSED BASE BEVERAGE TABLES

LENGTH	A	B	MODEL - SINK ON LEFT	MODEL - SINK ON RIGHT	WT. (LBS)
48"	18"	12"	4CB4R10-3048-L	4CB4R10-3048-R	230
60"	24"	20"	4CB4R10-3060-L	4CB4R10-3060-R	250
72"	36"	20"	4CB4R10-3072-L	4CB4R10-3072-R	300
84"	36"	20"	4CB4R10-3084-L	4CB4R10-3084-R	350
96"	36"	20"	4CB4R10-3096-L	4CB4R10-3096-R	400
108"	36"	20"	4CB4R10-30108-L	4CB4R10-30108-R	450
120"	36"	20"	4CB4R10-30120-L	4CB4R10-30120-R	500
132"	36"	20"	4CB4R10-30132-L	4CB4R10-30132-R	525
144"	36"	20"	4CB4R10-30144-L	4CB4R10-30144-R	550

MODEL # STRUCTURE



SOME UNITS SHIP UNASSEMBLED FOR REDUCED SHIPPING COST. ALL DIMENSIONS ARE TYPICAL. TOLERANCE +/- .500"

John Boos & Co. is constantly engaged in a program of improving products and therefore reserves the right to change specifications without prior notice.



3601 S. Banker St. • Effingham, IL 62401 • PO BOX 609 • quotes@johnboos.com

010719

Boos
locks

AQ AutoQuotes

www.johnboos.com

725