

Dipper Well Faucet

Royal Series



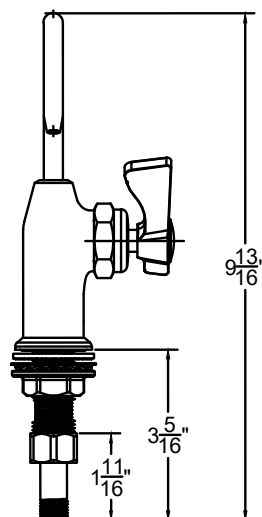
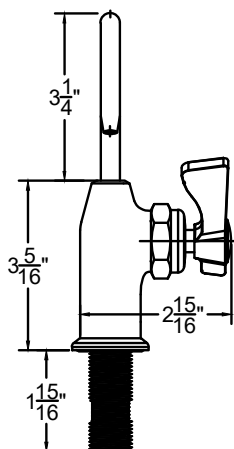
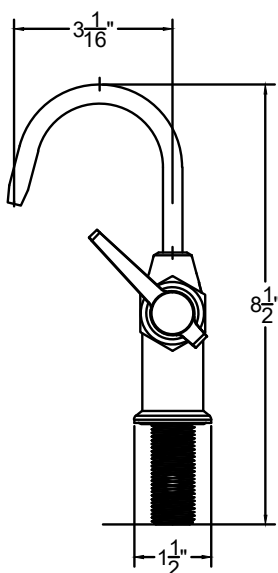
Standard Features

- Polished chrome finish
- 1/2" NPS inlet with included 3/8" NPT adapter
- 0.4 GPM
- High performance 1/4 turn ceramic cartridge valve
- 360-degree swing spout

Specifications

Water Inlet	▪ 1/2" NPS
Finish	▪ Polished Chrome
Material	▪ Solid Brass
Temp. Range	▪ 40°F - 140°F
Flow Rate	▪ 0.4 GPM
Weight	▪ 1.3 lbs

Model	Description
16-550	Dipper Well Faucet



Certification(s) Pending