
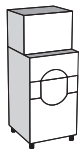


## Ice Dispenser: storage capacity up to 81 Kg



Easy Push Chute



HD30 + C0530  
HD30 + C0630  
HD30 + C0830  
HD30 + C1030  
(sold separately)

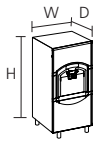




### Features

- Simple "Push" ice chute activates ice dispensing mechanism.
- Modern, stylish design in a stainless steel cabinet.
- Removable top panel allows easy access to the bin for routine cleaning.
- Improved drip tray depth will accommodate most sizes of hotel ice buckets.
- Equipped with a 3 mt (11 ft.) power cord.

### Polyurethane Insulation

Foam insulation is forced between the dispenser stainless steel panels and liner under heat and pressure to form a perfect "wall-to-wall" bond, preserving ice supply for longer periods.

	BIN CAPACITY			 [WxDxH mm] 762 x 850 x 1353 [WxDxH inches] 22" x 33 1/2" x 53 1/4"
	[kg]	[lbs]	N°  *	
Medium cube	81	180	8100	
Small cube	81	180	16200	
*Estimated number of Cubes				 [V/Hz/ph] 230/50/1

This product qualifies for the following listings:



5 g  
Small Cube  
22 x 22 x 9,5 mm  
7/8" x 7/8" x 3/8"



10 g  
Medium Cube  
22 x 22 x 22 mm  
7/8" x 7/8" x 7/8"

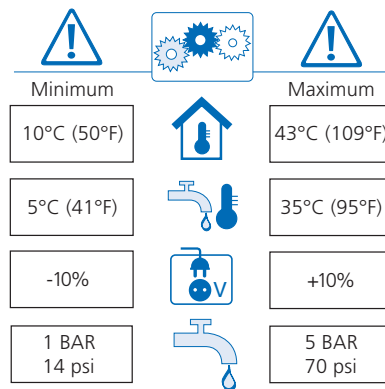
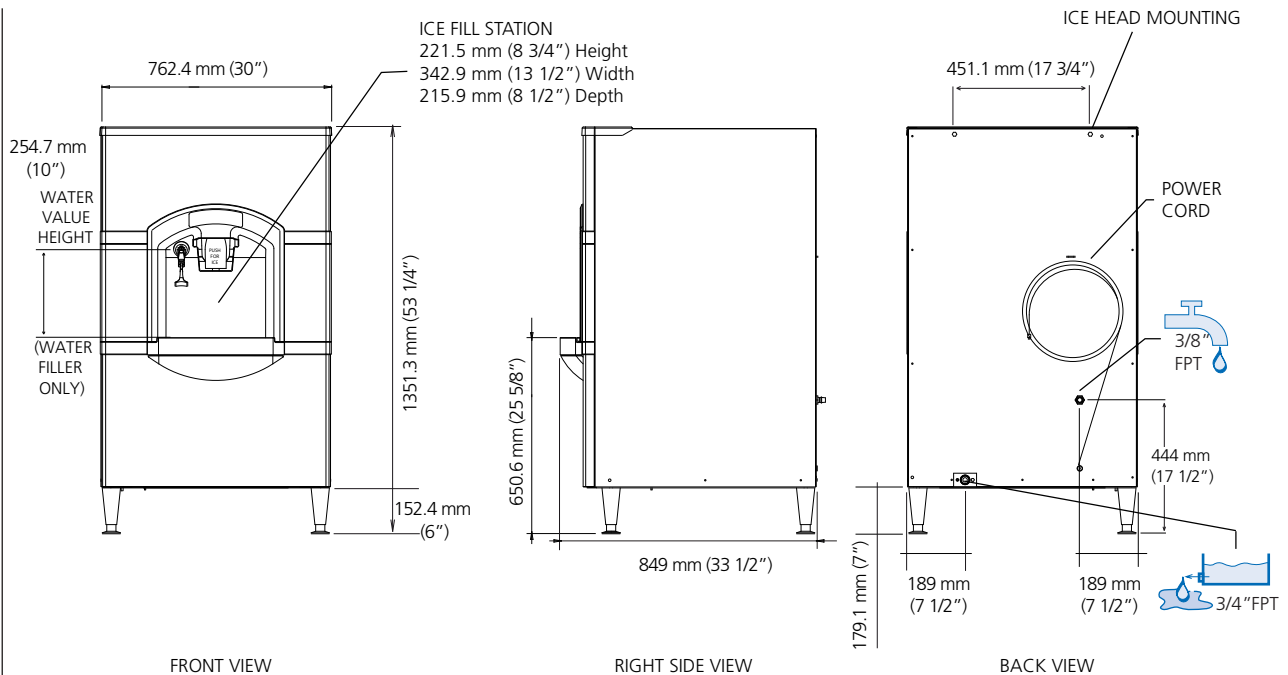
**2** Years Warranty

Subject to certain limitations and exclusions

Certified ISO 9001

[www.scotsman-ice.it](http://www.scotsman-ice.it)  
[www.scotsman-ice.com](http://www.scotsman-ice.com)

## Ice Dispenser: storage capacity up to 81 Kg



	[Ømm²]	FUSE	[kg] [lbs]	[kg] [lbs]
HD 30	-	15 A	95 209	102 225

**IMPORTANT NOTICE:**  
Models and specifications are subject to change without notice.  
This spec sheet is meant for commercial purpose only.  
For technical documentation please refer to our service manuals.

[www.scotsman-ice.it](http://www.scotsman-ice.it)  
[www.scotsman-ice.com](http://www.scotsman-ice.com)