



VALYR™

BY STRATA GPO

Project Name: _____

Location: _____

Item #: _____ Qty: _____

Model: _____

SOLID DOOR REACH-IN REFRIGERATORS

MODEL: ☐ VALRF-1DES ☐ VALRF-2DES



VALRF-1DES



VALRF-2DES

VALYR's Solid Door Reach-In Refrigerators are constructed of a heavy duty stainless steel exterior making them strong and durable enough to survive any kitchen environment. The cooling units are bottom mounted and slide out for easy maintenance and cleaning. All models come with 4" casters and plastic coated wire shelving that is easily removable to adjust the shelf height. The front digital controllers and LED readout makes it easy to adjust the interior temperature. These models are ETL Listed, ETL Sanitation, and Energy Star Rated. They are backed with a 2 year warranty on parts and labor and a 5 year warranty on the compressor.


FEATURES AND CONSTRUCTION

- Easy to clean 430 series stainless steel exterior
- Painted white aluminum interior
- Digital temperature control ranges from 33° to 40°F
- Epoxy coated corrosion resistant shelves with 90 lb. capacity each
- Self-closing door with stay open feature beyond 90°
- Preprogrammed digital control featuring auto defrost cycle
- Foamed in place insulation helps provide strength while helping to maintain internal temperature
- Eco-friendly R290 hydrocarbon refrigerant
- Ships complete with four or six 4" diameter casters, front locking, rear non-locking

ELECTRIC

115V / 60Hz / 1Ph

8' (2.43m) NEMA 5-15P cord set included



NEMA 5-15P

3RD PARTY APPROVALS



Intertek



Intertek



VALYR WARRANTY (USA)

These units are backed by a 2 year warranty on parts and labor and a 5 year warranty on the compressor. For warranty, non-warranty related issues, and technical support call NSA at 877.672.7740.

NOMINAL STORAGE CAPACITY

VALRF-1DES 23 Cu Ft (653 L)

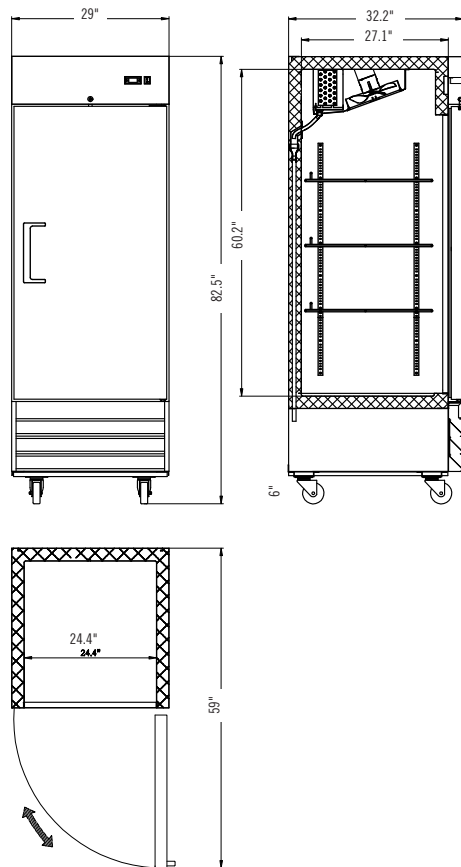
VALRF-2DES 48 Cu Ft (1169 L)

TEMPERATURE

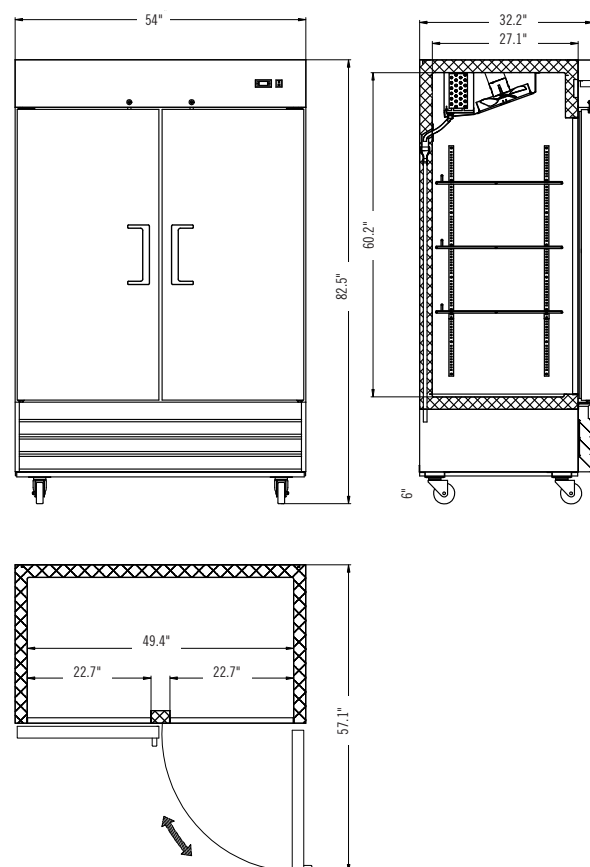
Holding Temperature 33°F to 40°F (1°C to 4°C)



VALRF-1DES



VALRF-2DES



| MODEL | VALRF-1DES | VALRF-2DES |
|---------------------------------------|--------------------------|--------------------------|
| Type | Solid | Solid |
| Doors | 1 | 2 |
| Shelves | 3 | 6 |
| Volume (Cu. Ft.) | 23 | 48 |
| Overall Dimensions (in.) | 29"W x 32.2"D x 82.5"H | 54"W x 32.2"D x 82.5"H |
| Interior Dimensions (in.) | 24.4"W x 27.1"D x 60.2"H | 49.4"W x 27.1"D x 60.2"H |
| Refrigerant | R290A | R290A |
| Horsepower | 1/5 | 1/4 |
| Voltage/Hertz/Phase | 115/60/1 | 115/60/1 |
| Amps | 3.2 | 4.5 |
| Net Weight (lbs) | 282 lbs | 447 lbs |
| Shipping Weight (lbs) | 321 lbs | 530 lbs |
| Shipping Dimensions (in) W x D x H | 30.3"W x 34.1"D x 84.4"H | 56.5"W x 34.6"D x 85"H |