

VALYR™

BY STRATA GPO

Project Name: _____

Location: _____

Item #: _____

Qty: _____

VALYR 48" Standard Series Gas Griddle

VALECTG-48NG



VALYR's 48" Standard Series Gas Countertop Griddle provides a flat cooking surface that can be used to prepare a wide variety of foods, such as burgers, steaks, pancakes, eggs, bacon, sandwiches and other grilled foods. Constructed of stainless steel front with sides that are fully welded, it can withstand the toughest of kitchen environments. Each burner puts out 30,000 BTU/hour with one U-shaped stainless steel burner for every 12" of griddle width. The cooking surface is made up of 5/8" thick steel. This Griddle has a 3" wide grease trough for easy clean up and comes standard with 4-5" adjustable legs, separate gas valves for each burner with standing pilot lights and a rear NPT gas inlet.

FEATURES AND CONSTRUCTION

- Constructed of stainless steel front and sides that are fully welded and able to withstand the toughest of kitchen environments
- 4 manual burners with one burner for every 12" of griddle width
- Each stainless steel burner puts out 30,000 BTU/hour
- Cooking surface is made up of 3/4" thick steel
- 3" wide grease trough for easy clean up
- Ideal for cooking breakfast items like pancakes and eggs, as well as lunch and dinner items like burgers, steaks and vegetables
- Adjustable legs provide stability
- Stainless steel drip tray
- Separate gas valves for each burner with standing pilot lights and a 3/4" rear NPT gas inlet
- Set up for use with Natural Gas (NG) and is field convertible to Liquid Propane (LPG)

3RD PARTY APPROVALS



WARRANTY (USA / CANADA)

1 Year Limited Warranty



INCLUDED COMPONENTS

- Griddle, Regulator, Instruction Manual, Conversion Kit, Drip Tray

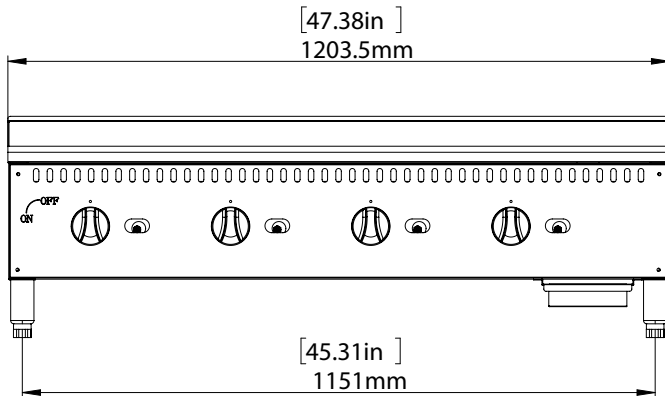


VALYR™
BY STRATA GPO

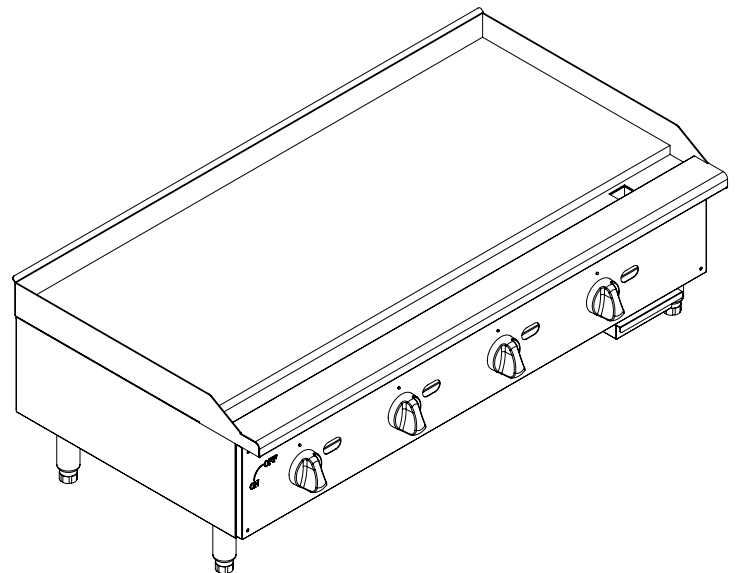
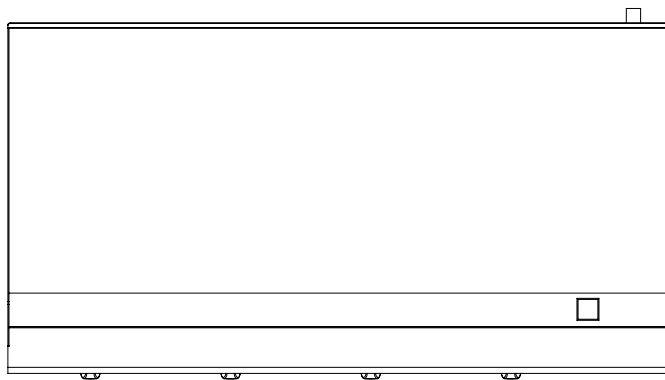
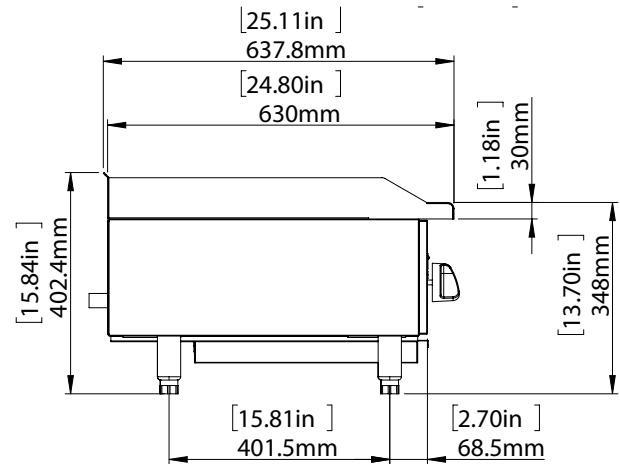
VALYR 48" Standard Series Gas Griddle

VALECTG-48NG

FRONT



SIDE



TOP

Gas

Ignition Type	Total BTU/hr	Total Number of Burners	Cooking Surface	Number of Drip Trays	Assembled Dimensions	Item Weight lbs	Shipping Weight lbs
Manual	120000	4	Steel	1	48" x 26" x 15.75"	278.9	341.0

ADDITIONAL INFORMATION

- Liquid Propane (LP) or Natural Gas (NG) units available. Field convertible from LP to NG and vice versa. Electricity not needed.
- Minimum supply pressure is 4" W.C. for natural gas and 10" W.C. for propane.
- Gas powered appliances must always be indoors, under an approved exhaust system with grease removal filters and a fire protection system.

Due to periodic changes in designs, methods, procedures, policies and regulations, the specifications contained in this document are subject to change without notice. While we exercise good faith efforts to provide information that is accurate, we are not responsible for errors or omissions in information provided or conclusions reached as a result of using the specifications. By using the information provided, the user assumes all risks in connection with such use.